



Self Isolation Contingency Plans

Ysgol Caer Drewyn

Stage 1 - Child is ill.

- *Child is sick and not well enough to attend school.
- *Child stays at home until fit to return to school.
- *No school work will be provided.

Stage 2 - Awaiting test results

- *Child or member of the household has Covid 19 symptoms i.e new continuous cough, loss/change of taste, smell or high temperature and is awaiting Covid 19 test results.
- *Parents to click on appropriate phase to select age appropriate games/activities on websites.
- *Child to return to school if test is **NEGATIVE**.

Stage 3 - POSITIVE TEST, CHILD/HOUSEHOLD.

- *Child has positive Covid 19 test and must self isolate for 10 days or members of child's household has a positive covid 19 test and the household members must self isolate for 14 days. .
- *parents to click on appropriate class to select 2 weeks self isolation virtual classroom and work.
- *Child to return to school after 10/14 days.

Stage 4 -WHOLE CLASS ISOLATION.

- *Child or adult from school contact group has positive Covid 19 test and the whole contact group must self isolate for 14 days.
- *Child's class teacher will provide distance teaching and learning to the contact group via Hwb/Google classroom and J2e homework.
- *Daily communication/feedback will be maintained between teacher and child/parent via Hwb/teams.
- *Whole class to return to school after 14 days isolation.



Ysgol Caer Drewyn

Stage 2

Awaiting Test results: Websites & Games

While you are waiting for your test results, click on your year group to take you to some fun websites and games.

Stage 2

Cam 2

Foundation Phase



Stage 2

Cam 2

Key Stage 2





Ysgol Caer Drewyn

Stage 3

Positive Test results: 2 week isolation project

Whilst you are now isolating for 10-14 days please click on either Foundation Phase or Key Stage 2 to complete your 2 week mini isolation project.



Stage 3

Cam 3

Foundation Phase



Stage 3

Cam 3

Key Stage 2





Ysgol Caer Drewyn

While you are waiting for your test results, click on your year group to take you to some fun websites and games.

Year 3

Year 4

Year 5

Year 6



Stage 2
Cam 2





Click here to begin.
Hover over the pages,
where you get this hand
symbol you will have a
link to a fun resource.

Learning from home Year 3

Until you
SPREAD
your
wings,
you'll have
NO
idea how
far you
can
FLY!

Stage 2
Cam 2






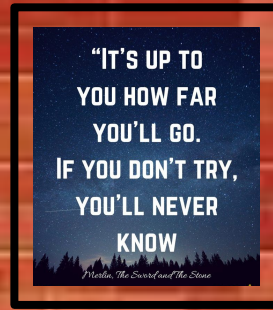



Language Literacy & Communication


Science & Technology & Digital Competence



Mathematics & Numeracy




Expressive Arts




Humanities




Health & Wellbeing




Click on your
chosen book
to enjoy.



Croeso i'r Llyfrgell Welcome to the Library



Llyfrau Cymraeg - Welsh Books
Click on the link, download the powerpoint.
There are speaker icons on each page,
click on them to have the page read to
you. Mwynhewch, enjoy.





Outdoor Learning






SCIENCE!

Science Kids
Fun science & technology for kids!



Crickweb

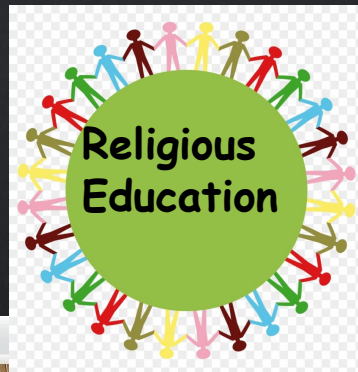





Humanities



Geography





Expressive Arts




Click here to begin.
Hover over the pages,
where you get this hand
symbol you will have a
link to a fun resource.

Learning from home Year 4



Stage 2
Cam 2





Language Literacy & Communication


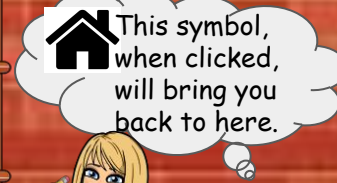
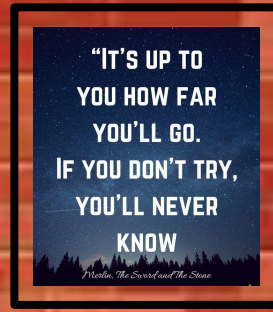



Science & Technology & Digital Competence



Expressive Arts


Mathematics & Numeracy



Humanities

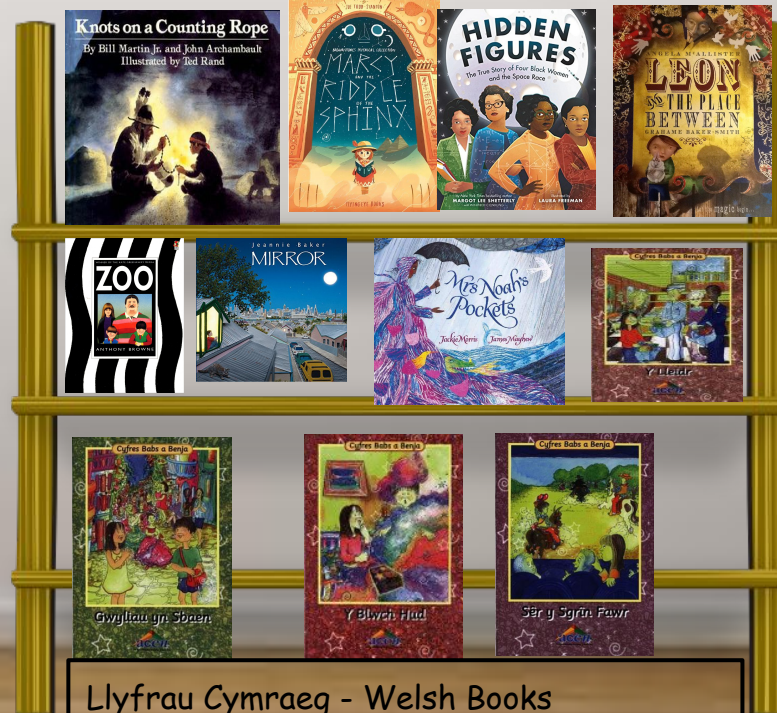


Health & Wellbeing




Click on your
chosen book
to enjoy.

Croeso i'r Llyfrgell Welcome to the Library




Llyfrau Cymraeg - Welsh Books
Click on the link, download the powerpoint.
There are speaker icons on each page,
click on them to have the page read to
you. Mwynhewch, enjoy.







SCIENCE!

Science Kids
Fun science & technology for kids!



Crickweb





Humanities


Geography



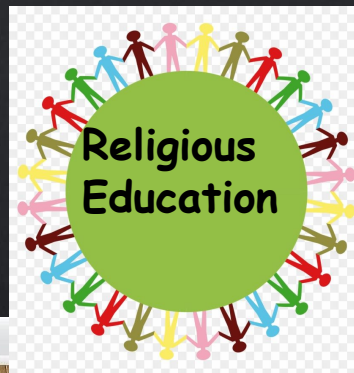

Toporopa
geography



Topmarks




Topmarks



Bitesize





Expressive Arts






Click here to begin.
Hover over the pages,
where you get this hand
symbol you will have a
link to a fun resource.

Learning from home Year 5

Stage 2
Cam 2

Until you
SPREAD
your
wings,
you'll have
NO
idea how
far you
can
FLY!







Language Literacy & Communication




Science & Technology & Digital Competence



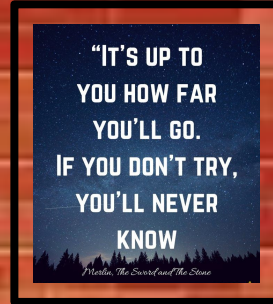
Expressive Arts




Mathematics & Numeracy



Humanities




 This symbol, when clicked, will bring you back to here.




Health & Wellbeing





Click on your
chosen book
to enjoy.


Croeso i'r Llyfrfgell Welcome to the Library



Llyfrau Cymraeg - Welsh Books
Click on the link, download the powerpoint.
There are speaker icons on each page,
click on them to have the page read to
you. Mwynhewch, enjoy.



Science Kids
Fun science & technology for kids!





Crickweb

SCIENCE!

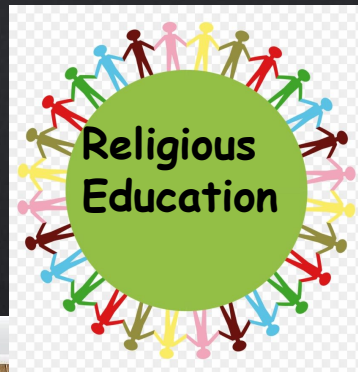


Coding—





Humanities



Bitesize

Geography




Toporopa

geography




Topmarks






Expressive Arts





Outdoor
Learning



Click here to begin.
Hover over the pages,
where you get this hand
symbol you will have a
link to a fun resource.

Learning from home Year 6

Until you
SPREAD
your
wings,
you'll have
NO
idea how
far you
can
FLY!

Stage 2
Cam 2






Language Literacy & Communication

Science & Technology & Digital Competence



Expressive Arts



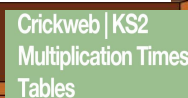
duolingo



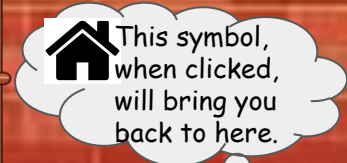
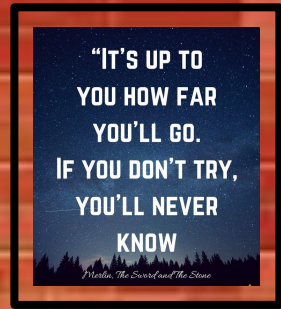
Llyfrgell Library




Mathematics & Numeracy



Humanities




Health & Wellbeing




Croeso i'r Llyfrfgell Welcome to the Library



Click on your
chosen book
to enjoy.




Llyfrau Cymraeg - Welsh Books
Click on the link, download the powerpoint.
There are speaker icons on each page,
click on them to have the page read to
you. Mwynhewch, enjoy.




SCIENCE!

Science Kids


Fun science & technology for kids!






Expressive Arts





Outdoor Learning





Humanities

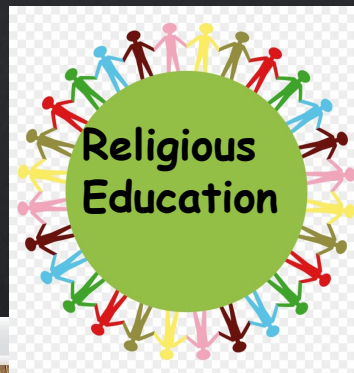
Geography



Topmarks



Topmarks



Bitesize






Ysgol Caer Drewyn

While you are waiting for your test results, click on your class to take you to some fun websites and games.

Dosbarth
Celyn
(N&R)

Dosbarth
Helyg
(1&2)

Stage 2
Cam 2











This symbol, when clicked, will bring you back to here. Make sure there is a hand when you click on the links



Llyfrgell Library



Science and Technology




Language and Maths

Humanities



Expressive Arts



Health & Wellbeing



miStAkEs
are proof
that you are
TRYING

Topmarks


Bitesize

EVERY
MISTAKE
YOU MAKE
IS PROGRESS

Crickweb





Topmarks




Language Literacy & Communication




Mathematics & Numeracy








Music



TheSchoolRun.com

Every day
is a
Chance to
Learn

venepred.com




Topmarks

SCIENCE!

SCIENCE!

10

FirstDiscoverers







This symbol, when clicked, will bring you back to here. Make sure there is a hand when you click on the links






Health & Wellbeing



Expressive Arts



Llyfrgell Library




Language and Maths



Science and Technology



Humanities



Topmarks

Bitesize

**EVERY
MISTAKE
YOU MAKE
IS PROGRESS**

Topmarks



Crickweb



Language Literacy & Communication


cbeebies
BBC
Jolly
Phonics





Mathematics & Numeracy



You don't have
to be
Perfect
to be
Amazing





BBC
Teach


Music




Art

Topmarks

First Discoverers





Bitesize






Ysgol Caer Drewyn

Positive Test - Child / Household
Self Isolation Virtual Classroom

Dosbarth
Celyn
(N&R)


Dosbarth
Helyg
(1&2)

Stage 3
Cam 3



We are really missing you! We have put together some activities for you to do whilst you are away from school. Click on the links to see the activities. Adults you can find a Plan on [Slide 2](#) (click for the link). Remember to share your work with us via email or uploaded to J2Easy on Hwb

Stage 3 Dosbarth Celyn



RMeasimaths



Hwb®



Jolly
Phonics

NATIONAL
GEOGRAPHIC
KIDS



Topmarks

[Tricky Words](#)



YouTube

PhicOFile






Cymraeg



Do you know your colours in Welsh?
Why not sing this song and learn them. Use
Jit5 on Hwb to draw a Rainbow and record
yourself singing [Lliwiau'r Enfys](#)

Click the link and watch an episode of [Fflic & Fflac](#). You can also download activities to complete



Health and Wellbeing



Elmer meets lots of different Jungle Animals.
Have a go at these two Yoga sessions where you
get to be lots of different Jungle Animals.


Elmer realises he's special - what is special about
you? Use Jit5 to draw a picture and write a
sentence. Can you record your sentence? Or do
it on paper and upload a picture of your work.
What is your talent? Make a short film showing
your talent and upload it to J2Easy

Expressive Arts



Click the link to find lots of lovely art and
craft activities based on Elmer on our
Pinterest Page

Elmer



Hwb

Maths and Numeracy

Can you make a repeating pattern using
2 or 3 colours? You could draw your
pattern on paper or use beads, buttons,
blocks or other items from around your
house. Upload a photo onto J2Easy

Click the link to [Topmarks](#) to play lots
of maths based games.

Don't forget to log onto [RMEasi Maths](#)
everyday and complete a session.


Topmarks



Science and Technology

Elmer likes to walk around the Jungle and
meet his friends. Use the Turtle tab on
Jit5 to move around the screen. You could
be a wolf, butterfly or a camel.

Stage 3 Dosbarth Celyn



Language, Literacy and Communication



Reading - You will need to sign up to the free
[Oxford Owl](#) website in order to access free
ebooks. Log in to Teach Your Monster everyday
and play the sound / reading games

Writing - Keep practising your name each day.
Can you write your surname? What [Tricky Words](#)
can you write - use different colours to
do some Rainbow Writing. Can you write about
Elmer's day? Upload a copy of your work to
J2Easy or use Jit5

Phonics - Keep going over your single and
double sounds daily. Click on the links to
access some games and videos



Humanities

Where do Elephants live, what do they eat? Find
out more about them and make a Fact File on
them. Use Jit5 to draw and write about what you
have found out.



Stage 3 - Positive Test Child/Household Self-Isolation Virtual Classroom

Click on the topic to take you to your Self-Isolation Virtual Classroom

Stage 3 Dosbarth Helyg Peace at last



We are really missing you! We have put together some activities for you to do whilst you are away from school. Click on the links to see the activities. Remember to share your work with us on Hwb, you can upload pictures and your work into your files or you can e-mail teachers.



Stage 3 Dosbarth Helyg




Humanities



Expressive
Arts



Maths &
Numeracy



Health &
Wellbeing





Cymraeg



Science &
Technology




Language, Literacy
& Communication



Language, Literacy & Communication



Listen to
the story



[Click here to complete a Book Review](#)



**Jolly
Phonics**

[Tricky Words](#)



Factfile

Make a fact file about
a bear of your choice.

What types of bears
are there?

Where do they live?

There are lots of
different types of
bears. [National
geographic for kids](#)
will help you, this is
the site we have used
in school.

Instructions

Mr bear makes a
sandwich in the
middle of the night.
Can you write a set
of instructions to
make your favourite,
delicious sandwich.

Description

Can you write a
description of what
your house is like at
night? What does it
look like? What does
it sound like? What
does it feel like?

Lists.

Can you write a list
of all the
[onomatopoeia](#) words
Mr bear heard?

Hwb®

There are
activities for
you to
complete in
our hwb JIT
page in
homework and
shared files.



Mathematics & Numeracy



Please complete a session on RM Easimaths daily. Click on the link in order to login.



Year 2.
Practise your times tables by clicking on the link above.



Practice telling the time




There are mathematics activities for you to complete in your JIT Homework and shared files.




There are maths games for you to play





Science & Technology



Nocturnal and diurnal animals.

What can you tell me about these animals and their features?
Can you use your JIT to tell me what you know.

The moon

What can you find about the different shapes of the moon Mr Bear might see?
Use your JIT to draw pictures and write the name of all the different shapes of the moon.

Sleep.

Why do we need to sleep?
How does it help our bodies?
Can you make a graph of when people go to bed in your house? Use your JIT chart.

Shadows.

What are shadows and how are they formed?



Animal Tracks.

Look at the shape of Mr Bear feet in the pictures. Can you find out about footprints of different creatures?
How are they similar/different? Have you ever seen animal footprints/tracks on one of your walks?



Cymraeg




Practice singing your
colours of the
rainbow.



duolingo

Fflic a Fflac





Maps.

Draw a map that shows the layout of the Bears' house.

Don't forget to include the garden and the car!

Now do one of yours too.

Humanities

Discover.

Can you find out about any **famous bears in history**? Ask a grown up at home if they know Yogi bear, Paddington bear or Winnie the Pooh or any other famous bears!

Can you write/type out some information, key facts and use some illustrations too. Year 2 you could create a **powerpoint**.

Peace Symbols.

Can you find out about peace symbols.

Can you design your own symbol?



Challenge.

What can you find out about the international day of peace?





Try some of
these
[cooking recipes](#)

Expressive Arts



Art



Have a go at some bear
craft.

Can you design and make a
new pair of slippers for
Mr, Mrs or baby Bear?


Music

Can you guess the
sounds in the house?

Compose a bedtime song to help
Mr Bear sleep.

Listen to the Lullaby for some ideas.

Dance



Can you invent your
own dance routine?
These cards might
help!





Health & Wellbeing



Physical Activity	Mindfulness	Outdoor Activities
 <p>The Physical Activity section contains two logos. The top logo is for "SUPERMOVERS" by BBC and Premier League, featuring colorful, stylized letters and small figures. The bottom logo is for "ZUMBA KIDS", featuring a smiling sun, the word "ZUMBA" in large letters, and three children dancing.</p>	 <p>The Mindfulness section contains two logos. The top logo is for "COSMIC KIDS!", featuring a hot air balloon and the text "COSMIC KIDS!" in a bubbly font. The bottom logo is for "RAINBOW BREATH", featuring a rainbow and the text "RAINBOW BREATH" in a simple font.</p>	<p>Can you go on a sound walk and make notes of all the sounds Mr Bear might hear if he lived by you?</p> <p>Make some Natural art. Use sticks, leaves and other natural items you can find to make bears.</p>





Computational Thinking



Have a go at these games.....



You can find more ideas to try here....






Ysgol Caer Drewyn


Positive Test - Child / Household
Self Isolation Virtual Classroom

Dosbarth
Collen
(3&4)

Dosbarth
Derwen
(5&6)



Stage 3
Cam 3





Stage 3

Dosbarth Collen

The Titanic



Stage 3 Menu



Maths &
Numeracy



Humanities



Expressive
Arts



Language,
Literacy &
Communication



Health &
Wellbeing



Cymraeg



Science &
Technology



Here are our areas of learning.
To return to this page please click on the home symbol.



Mathematics & Numeracy



Please complete a session on RM Easimaths daily. Click on the link in order to login.



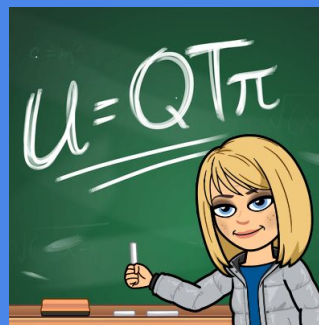
Practise your times tables by clicking on the link above.




Choose a mathematics topic to revise and pre-learn.



There are mathematics activities for you to complete in our Google Classroom.



Practice telling the time





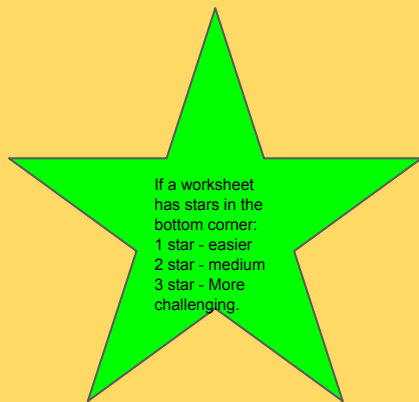
Language, Literacy & Communication



Clips to watch

<http://www.discovery.com/guides/exploring/titanic/titanic-titanic.html>
<https://www.youtube.com/watch?v=0B67sOAJtXE>

https://www.youtube.com/watch?v=fRCmkRS_U44&feature=emb_title



If a worksheet has stars in the bottom corner:
1 star - easier
2 star - medium
3 star - More challenging

Reading Activity

A comprehension activity which includes a fact-filled non-chronological report about the Titanic and a set of comprehension questions for you to answer.

Lower Task



Higher Task



Create an acrostic poem:

Titanic



There are activities for you to complete in our Google Classroom.

Label a picture of the Titanic.



Write a Newspaper Report



Poster

Create a poster that advertises the Titanic, persuading people to take a holiday with the company and go on its maiden voyage.



Presentations




How was the Titanic built?
Research what materials were used, where did the materials come from and why were they chosen?



Science & Technology



Make shipwreck coins!



- 1 Clean some pennies to be really shiny coins, to do this place them in cola or vinegar.
- 2 For the rocks, pour your baking soda into a bowl and add water slowly until it makes a paste. (If you want to pad out the baking soda, add some flour when you mix. As long as it's not more than half and half you should still get a good reaction).
- 3 Add a couple of drops of food colouring and mix well.
- 4 Either mould with your hands or use cake moulds to create shapes, press a coin into each
- 5 Leave in the fridge overnight
- 6 Use a dropper to drop vinegar onto your pirate rocks.

Observe what happens. You Will Need • Baking soda • Food colouring • Water • Flour (optional) • Coins • Vinegar

The Science Bit! Why does this happen? Vinegar (an acid) and Bicarbonate of soda (an alkali), react together to neutralise each other. This reaction releases carbon dioxide gas, which causes the bubbles you see.



What objects float and sink? Find ten objects and draw a table to test and record if they float or sink!



Float or Sink		
Objects	Float 	Sink 
 coin		
 pencil		
 cotton ball		
 crayon		
 rubber band		
 wooden stick		



Cymraeg



duolingo



Fflic a Fflac





Humanities



http://www.immersionlearning.org/index.php?option=com_content&Itemid=143

<https://www.youtube.com/watch?v=yb1janBq3s>

https://www.youtube.com/watch?v=HNC2o8Uue&feature=emb_logo

History	Geography	Religious Education
<p>Research a passenger who was on board the Titanic. Who were they? Where were they going? Why were they going there?</p> <p>Explore a timeline of events from the night the Titanic sank.</p> 	<p>Search for images of New York's skyline to show what people travelling to America on a ship might see.</p> <p>Research the types of jobs that people have on different types of ships.</p> <p>Research how we could travel to America today.</p>	<p>To know about the story of Moses – Exodus</p>  <p>Learn the song “How did Moses cross the Red sea?”</p>  <p>How would you describe Moses? Draw picture of Moses and add captions to describe his characteristics.</p> 



Expressive Arts



Art

Create a scene picture of the titanic setting sail for its maiden voyage. Try to capture the jubilation and excitement as this ship leaves for its maiden voyage using different mediums.

1) Create a light sea blue wash of piece of paper, to create a sea effect for the background.

2) Using paper, pens, crayons & craft materials create a 2D picture of the ship, the titanic. This will need to be cut out and stuck onto the paper that has been painted blue (to be the middle ground)

3) In the foreground, using paint and thin brushes (or felt pens) design the people who would be celebrating as the ship set sail for its maiden voyage.

Use watercolours to paint the wreck of the Titanic.

Design a ticket for the Titanic.

Music

Compose a short piece of percussive music to mimic the sounds of the titanic boiler room.

Listen to the style of music played by the musicians of the titanic as the ship sank; how did this help people to stay calm.

Discuss the way that different excerpts of music make you feel.

Dance



Can you invent your own dance routine? These cards might help!




Health & Wellbeing



Physical Activity




Mindfulness



Outdoor Activities


Create a model of the Titanic using junk and natural resources.

The Woodland Trust have many great outdoor ideas.





Computational Thinking



Stage 3 - Positive Test Child/Household Self-Isolation Virtual Classroom

Click on the topic to take you to your Self-Isolation Virtual Classroom

Stage 3 Dosbarth Derwen

We are really missing you! We have put together some activities for you to do whilst you are away from school. Click on the links to see the activities. Remember to share your work with us on Hwb, you can upload pictures and your work into your files or you can e-mail teachers.



Stage 3

Dosbarth Derwen - Climate Change




Humanities



Expressive
Arts




Maths &
Numeracy




Health &
Wellbeing



Cymraeg



Science &
Technology



Language, Literacy
& Communication



Here are our areas of learning.
To return to this page please click on the home symbol.



Mathematics & Numeracy



Please complete a session on RM Easimaths daily. Click on the link in order to login.



Practise your times tables by clicking on the link above.



Choose a mathematics topic to revise and pre-learn.

There are mathematics activities for you to complete in our Google Classroom.



Practice telling the time

Language, Literacy & Communication




Clips to watch

<https://www.youtube.com/watch?v=3lywnud-if8/c&feature=youtu.be>

<https://climatekids.nasa.gov/climate-change-evidence/>



Reading Activity



Speaking Activity



Write a Newspaper Report



Poster



Create a Poster with 10 Interesting Facts about Glaciers.





Cymraeg



duolingo



Adobe


Create an Adobe Video
translating words related to
Climate change from English
to Welsh!



Look at the sealife in Wales



Fflic a Fflac



Humanities



History

Research the methods used in the past to:

- heat our homes
- cook food
- travel
- light our homes



Label the 7 Continents of Earth



What oceans do we have on Earth?



Geography

Use Google Earth and your internet research skills to find out about the largest glaciers in the world. Locate the glaciers on a map, colour them and label.



Research how climate change affects Africa and Antarctica. Compare the differences in a Venn diagram.



Religious Education



What does Buddhism teach us about the environment?



Expressive Arts



Art

Check in on Flipgrid




Still art



Crashing colours



How can you help?



Music

Compose a short piece of percussive music to mimic the sounds of an iceberg crashing.

Listen to the sounds of penguins in Antarctica

Sounds of the Penguin

Discuss the way that different sounds in the wild make you feel.

Sounds in the Wild
Antarctic


Dance

Watch this clip of the Shadow Dance, can you create something similar?

Shadow Dance

Penguin Dance

Have a go at the penguin dance at home!




Health & Wellbeing



Physical Activity




Mindfulness



Outdoor Activities


Create a model of a turtle using wild resources. Include plastic to show the effects of plastic pollution on our wild life.

Look at nature outside your window, note 5 things you see in your environment that are special to where you live.





Computational Thinking




Science & Technology Year 5 and 6



Follow the 'Climate change powerpoint' in the Files section of your hwb classroom 'Derwen'



Follow 'A life on our planet- revive the oceans powerpoint' in the Files section of your hwb classroom 'Derwen'.
Draw food chains found in the ocean!



What you can do:

- **Create *two*** mini environments and place the buildings on a tray or plate with a block of ice.
- **Cover** one of the mini environments with a layer of plastic wrap. This plastic wrap will act like the extra layer of greenhouse gases that are building up around the Earth's atmosphere.
- **Leave** the trays in a sunny place and start the stopwatches.
- **Watch** the trays carefully and time how long it takes for the ice to melt in each mini environment.
- **Record** your experiment on the worksheet called 'Climate change worksheet' in 'files' in your hwb classroom 'Derwen'

